



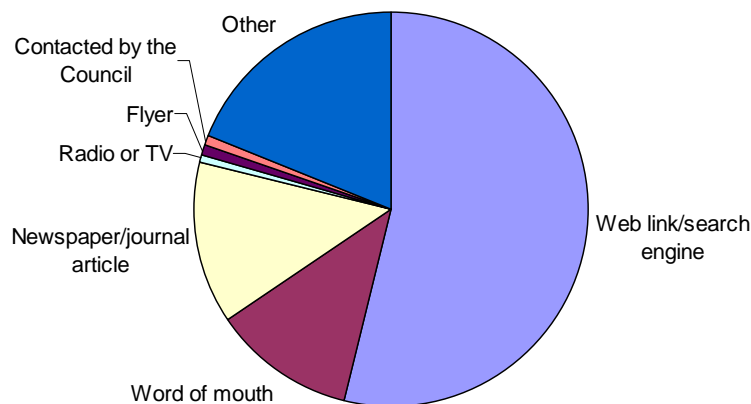
Results of online survey

Total number of responses: 2538

To find out more about users of the Council's website, from May 2006 to April 2007, visitors who downloaded publications from the website were asked to fill in a short electronic questionnaire. We are extremely grateful to the 2538 people who responded and the results are summarised below.

1. How did you hear about the publication and/or the Council?

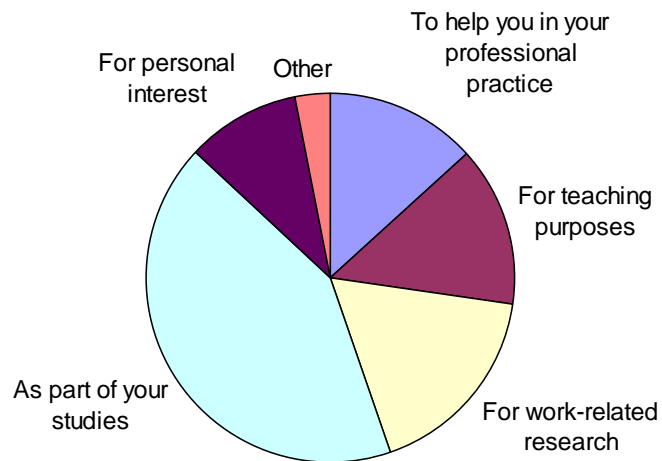
	No.	Percentage
Web link/search engine	1256	56%
Word of mouth	271	12%
Newspaper/journal article	313	14%
Radio or TV	11	0%
Flyer	24	1%
Contacted by the Council	18	1%
Other	441	20%



'Other' responses included: university course, conference, and reference list or bibliography.

2. How do you plan to use our publications?

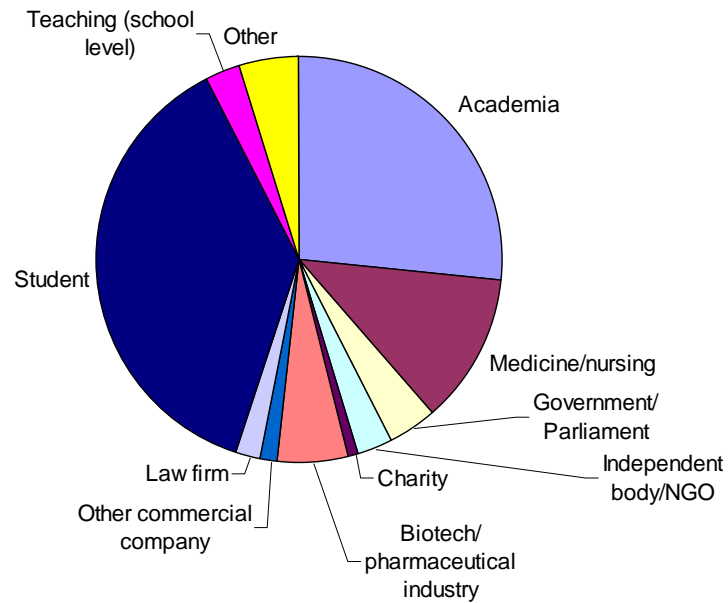
	No.	Percentage
To help you in your professional practice	391	18%
For teaching purposes	403	18%
For work-related research	510	23%
As part of your studies	1228	55%
For personal interest	295	13%
Other	85	4%



'Other' responses included: for a public event, to add to a website and at school.

3. Which of the following best describes the sector you work in?

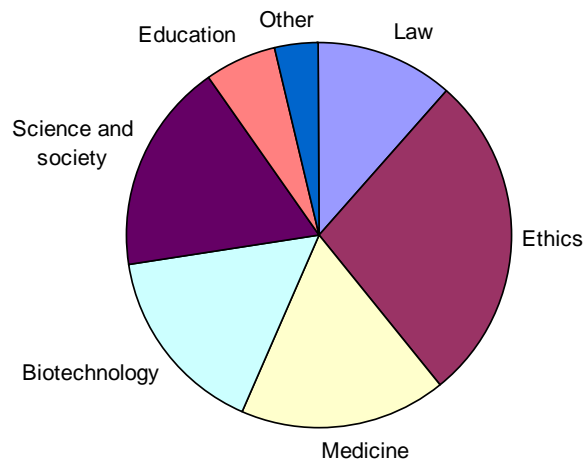
	No.	Percentage
Academia	694	31%
Medicine/nursing	307	14%
Government/Parliament	104	5%
Independent body/NGO	70	3%
Charity	20	1%
Biotech/pharmaceutical industry	150	7%
Other commercial company	36	2%
Law firm	50	2%
Student	973	44%
Teaching (school level)	73	3%
Other	121	5%



'Other' responses included: consulting, veterinary science, pharmacy, carer, patient, journalism, publishing and public relations.

4. Which of the following fields are you particularly interested in?

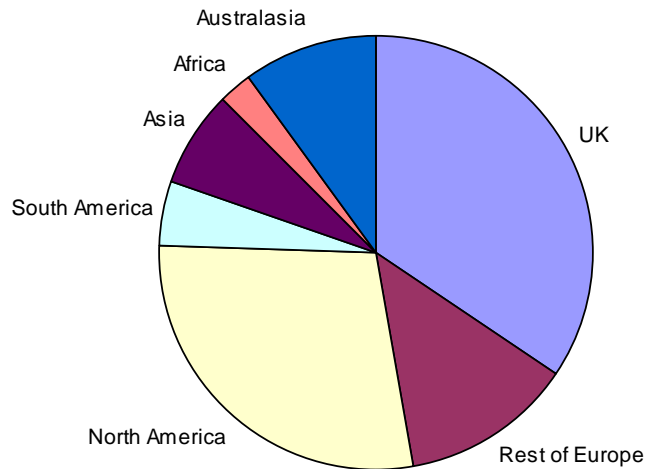
	No.	Percentage
Law	534	24%
Ethics	1241	56%
Medicine	772	35%
Biotechnology	732	33%
Science and society	814	37%
Education	265	12%
Other	169	8%



'Other' responses included: nanotechnology, anthropology, sociology, economics, psychology, agriculture, film and journalism.

5. Where do you currently live?

	No.	Percentage
UK	748	34%
Rest of Europe	282	13%
North America	614	28%
South America	102	5%
Asia	158	7%
Africa	55	3%
Australasia	216	10%



6. Are there ways in which you think our website could be improved?

Most respondents thought the website was very good. Suggestions for improvements included: add a search facility, use more images and translate reports into other languages.

A search facility will be added to the website in 2007.

7. If you would like further updates on the Council's work, please enter your email address here.

660 respondents provided their email addresses and will now be receiving the Council's UPDATE newsletter.

To sign up to the newsletter please email: update@nuffieldbioethics.org

8. Please describe below any suggestions for topics that you think the Council should consider in future.

Responses included: neuroscience, euthanasia, cloning, clinical trials involving children, bioethics education, tissue banking, economic incentives and biotechnology, nanotechnology, the housing and exhibition of captive animals, international drug patenting laws, medical research on prisoners, ageing populations, forensic use of bioinformation, NHS funding for non life-saving treatments and chimeras.

The Council considered these suggestions at its annual horizon-scanning meeting in May 2007. Reports on the ethical issues surrounding public health and the forensic use of bioinformation will be published in autumn 2007. A new Working Party on neurodegenerative diseases will begin work also in autumn 2007, with a view to publishing a report in 2009. A Workshop will take place in winter 2007/8 to explore further the topic of rationing healthcare resources.